


Statement showing Shareholding Pattern			
Introductory sub-table (I)(a)			
Name of the Company: VIPUL DYECHEM LIMITED			
Scrip Code, Name of the scrip, class of security: 530627, VIPULDYE, EQUITY			
Quarter ended: 30th September, 2015			
Partly paid-up shares:-	No. of partly paid-up shares	As a % of total no. of partly paid-up shares	As a % of total no. of shares of the company
Held by promoter/promoter group	0	0	0
Held by public	0	0	0
Total - D	0	0	0
Outstanding convertible securities:	No. of outstanding securities	As a % of total no. of outstanding convertible securities	As a % of total no. of shares of the company, assuming full conversion of the convertible securities
Held by promoter/promoter group	0	0	0
Held by public	0	0	0
Total - E	0	0	0
Warrants:-	No. of warrants	As a % of total no. of warrants	As a % of total no. of shares of the company, assuming full conversion of warrants
Held by promoter/promoter group	0	0.00	0.00
Held by public	0	0.00	0.00
Total - F	0	0.00	0.00
Total paid-up capital of the company, assuming full conversion of warrants and convertible securities (Grand Total (A+B+C)+ D+E+F)	5474500 Equity shares of Rs. 10/- each		




Statement Showing Shareholding Pattern

Table (I)(a)

Name of the Company: VIPUL DYECHEM LIMITED

Quarter ended: 30th September, 2015

Category code	Category of Shareholder	Number of Shareholders	Total number of shares	Number of shares held in dematerialized form	Total shareholding as a percentage of total number of shares		Shares Pledged or otherwise encumbered	
					As a percentage of (A+B) ¹	As a percentage of (A+B+C)	Number of shares	As a percentage
(I)	(II)	(III)	(IV)	(V)	(VI)	(VII)	(VIII)	(IX) = (VIII)/(IV)*100
(A)	Shareholding of Promoter and Promoter Group²							
1	Indian							
(a)	Individuals/ Hindu Undivided Family	7	2960100	2960100	54.07	54.07	0	0.00
(b)	Central Government/ State Government(s)	0	0	0	0.00	0.00	0	0.00
(c)	Bodies Corporate	0	0	0	0.00	0.00	0	0.00
(d)	Financial Institutions/ Banks	0	0	0	0.00	0.00	0	0.00
(e)	Any Other (Specify)	0	0	0	0.00	0.00	0	0.00
	Sub Total(A)(1)	7	2960100	2960100	54.07	54.07	0	0.00
2	Foreign							
a	Individuals (Non-Residents Individuals/ Foreign Individuals)	0	0	0	0.00	0.00	0	0.00
b	Bodies Corporate	0	0	0	0.00	0.00	0	0.00
c	Institutions	0	0	0	0.00	0.00	0	0.00
d	Qualified Foreign Investor	0	0	0	0.00	0.00	0	0.00
e	Any Others(Specify)	0	0	0	0.00	0.00	0	0.00
	Sub Total(A)(2)	0	0	0	0.00	0.00	0	0.00
	Total Shareholding of Promoter and Promoter Group (A)= (A)(1)+(A)(2)	7	2960100	2960100	54.07	54.07	0	0.00
(B)	Public shareholding							
1	Institutions							
(a)	Mutual Funds/ UTI	3	22700	0	0.41	0.41	0	0.00
(b)	Financial Institutions / Banks	0	0	0	0.00	0.00	0	0.00
(c)	Central Government/ State Government(s)	0	0	0	0.00	0.00	0	0.00
(d)	Venture Capital Funds	0	0	0	0.00	0.00	0	0.00
(e)	Insurance Companies	0	0	0	0.00	0.00	0	0.00
(f)	Foreign Institutional Investors	0	0	0	0.00	0.00	0	0.00
(g)	Foreign Venture Capital Investors	0	0	0	0.00	0.00	0	0.00
(h)	Qualified Foreign Investor	0	0	0	0.00	0.00	0	0.00
(i)	Any Other (specify)	0	0	0	0.00	0.00	0	0.00
	Sub-Total (B)(1)	3	22700	0	0.41	0.41	0	0.00
B 2	Non-institutions							
(a)	Bodies Corporate	80	425620	397220	7.77	7.77	0	0.00
(b)	Individuals							
1	Individual shareholders holding nominal share capital up to Rs 1 lakh	2916	1010037	695297	18.45	18.45	0	0.00
II	Individual shareholders holding nominal share capital in excess of Rs. 1 lakh.	28	1020963	980963	18.65	18.65	0	0.00
(c)	Qualified Foreign Investor	0	0	0	0.00	0.00	0	0.00
(d)	Any Other (Specify)							
(d-i)	Clearing Member	12	6180	6180	0.11	0.11	0	0.00
(d-ii)	Non Resident Indians (NRI)	17	28900	1500	0.53	0.53	0	0.00
	Sub-Total (B)(2)	3053	2491700	2081160	45.51	45.51	0	0.00
(B)	Total Public Shareholding (B)= (B)(1)+(B)(2)	3056	2514400	2081160	45.93	45.93	0.00	0.00
	TOTAL (A)+(B)	3063	5474500	5041260	100.00	100.00	0.00	0.00
(C)	Shares held by Custodians and against which Depository Receipts have been issued							
1	Promoter and Promoter Group	0	0	0	0	0.00	0	0.00
2	Public	0	0	0	0	0.00	0	0
	Sub-Total (C)	0	0	0	0	0.00	0	0
	GRAND TOTAL (A)+(B)+(C)	3063	5474500	5041260	100	100.00	0	0



(I)(b) Statement showing holding of securities (including shares, warrants, convertible securities) of persons belonging to the category "Promoter and Promoter Group" as on 30th September, 2015

Sr. No.	Name of the shareholder	Total shares held		Shares pledged or otherwise encumbered			Details of warrants		Details of convertible securities		Total shares (including underlying shares assuming full conversion of warrants and convertible securities) as a % of diluted share capital
		Number of shares	As a % of grand total(A)+(B)+(C)	Number	As a percentage	As a % of grand total (A)+(B)+(C) of sub-clause (I)(a)	Number of warrants held	As a % total number of warrants of the same class	Number of convertible securities held	As a % total number of convertible securities of the same class	
(I)	(II)	(III)	(IV)	(V)	(VI)=(V)/(III)*100	(VII)	(VIII)	(IX)	(X)	(XI)	(XII)
1	Mihir Vipul Shah	960,600	17.55	0	0.00	0.00	0	0.00	0	0.00	17.55
2	Vipul Pravinchandra Shah	726,100	13.26	0	0.00	0.00	0	0.00	0	0.00	13.26
3	Vatsal V Shah	486,050	8.88	0	0.00	0.00	0	0.00	0	0.00	8.88
4	Vipul P. Shah HUF	250,000	4.57	0	0.00	0.00	0	0.00	0	0.00	4.57
5	Pravinchandra Babubhai Shah	247,100	4.51	0	0.00	0.00	0	0.00	0	0.00	4.51
6	Mita Vipul Shah	239,500	4.37	0	0.00	0.00	0	0.00	0	0.00	4.37
7	Kavita P. Shah	50,750	0.93	0	0.00	0.00	0	0.00	0	0.00	0.93
TOTAL		2,960,100	54.07	0	0.00	0.00	0	0.00	0	0.00	54.07




(I)(c)(i) Statement showing holding of securities (including shares, warrants, convertible securities) of persons belonging to the category "Public" and holding more than 1% of the total number of shares as on 30th September, 2015

Sr. No.	Name of the shareholder	Number of shares	Shares as a percentage of total number of shares (i.e., Grand Total (A)+(B)+(C) indicated in Statement at para (I)(a) above)	Detail of warrants		Details of convertible securities		Total shares (including underlying shares assuming full conversion of warrants and convertible securities as a % of diluted share capital)
				Number of warrants held	As a % total number of warrants of the same class	Number of convertible securities held	% w.r.t total number of convertible securities of the same class	
1	PRANAY RAJESH SHAH	90000	1.64	0	0.00	0	0.00	1.64
2	SKYHORIZON ENGINEERING PRIVATE LIMITED	89500	1.63	0	0.00	0	0.00	1.63
3	KSHETRA ENGINEERING PRIVATE LIMITED	87401	1.60	0	0.00	0	0.00	1.60
4	YASH PRADIP VASA	84650	1.55	0	0.00	0	0.00	1.55
5	KSHETRA ENGINEERING PVT LTD	81575	1.49	0	0.00	0	0.00	1.49
6	RAJESH CHANDRAKANT SHAH	75000	1.37	0	0.00	0	0.00	1.37
7	SHALIBHADRA JAYANTILAL VARAIYA (HUF)	72000	1.32	0	0.00	0	0.00	1.32
8	AARTI BHUPAT SHAH	68220	1.25	0	0.00	0	0.00	1.25
TOTAL		648346	11.84	0	0.00	0	0.00	11.84



(1)(c)(ii) Statement showing holding of securities (including shares, warrants, convertible securities) of persons (together with belonging to the category PAC) belonging to the category "Public" and holding more than 5% of the total number of shares as on 30th September, 2015

Sr. No.	Name of the shareholder	Number of shares	Shares as a percentage of total number of shares (i.e., Grand Total (A)+(B)+(C) indicated in Statement at para (1)(a) above)	Detail of warrants		Details of convertible securities		Total shares (including unerlying shares assuming full conversion of warrants and convertible securities as a % of diluted share capital)
				Number of warrants held	As a % total number of warrants of the same class	Number of convertible securities held	% w.r.t total number of convertible securities of the same class	
	NIL							
	TOTAL	0	0.00	0	0.00	0	0.00	0.00



(I)(d) Statement showing details of locked-in shares as on 30th September, 2015

Sr. No.	Name of the shareholder	Number of locked-in shares	Locked-in shares as a percentage of total number of shares (i.e., Grand Total (A)+(B)+(C) indicated in Statement at para (I)(a) above)
1	Nil	NA	NA
	TOTAL	-	-



(II)(a) Statement showing details of Depository Receipts (DRs) as on 30th September, 2015

Sr. No.	Type of outstanding DR (ADRs, GDRs, SDRs, etc.)	Number of outstanding DRs	Number of shares underlying outstanding DRs	Shares underlying outstanding DRs as a percentage of total number of shares (i.e., Grand Total (A)+(B)+(C) indicated in Statement at para (I)(a) above)
1	NIL	NIL	0	0.00
TOTAL			0	0.00



(II)(b) Statement showing holding of Depository Receipts (DRs), where underlying shares held by "promoter/promoter group" are in excess of 1% of the total number of shares as on 30th September, 2015

Sr. No.	Name of the DR Holder	Type of outstanding DR (ADRs, GDRs, SDRs, etc.)	Number of shares underlying outstanding DRs	Shares underlying outstanding DRs as a percentage of total number of shares {i.e., Grand Total (A)+(B)+(C) indicated in Statement at para (I)(a) above}
1	NIL	NIL	0	0.00
		TOTAL	0	0.00

For VIPUL DYE CHEM LTD.


Dr. S. N. SAHAI
(DIRECTOR)